

UNITED STATES
SECURITIES AND EXCHANGE COMMISSION
Washington, D.C. 20549

FORM 8-K

CURRENT REPORT

Pursuant to Section 13 OR 15(d) of The Securities Exchange Act of 1934

Date of Report (Date of earliest event reported): March 3, 2020 (March 3, 2020)

WESCO International, Inc.

(Exact name of registrant as specified in its charter)

Delaware
(State or other jurisdiction of
incorporation)

225 West Station Square Drive
Suite 700
Pittsburgh, Pennsylvania
(Address of principal executive offices)

001-14989
(Commission File Number)

25-1723342
(IRS Employer
Identification No.)

15219
(Zip Code)

(412) 454-2200
(Registrant's telephone number, including area code)

Not applicable.
(Former name or former address, if changed since last report)

SECURITIES REGISTERED PURSUANT TO SECTION 12(b) OF THE ACT:

Title of Class	Trading Symbol(s)	Name of Exchange on which registered
Common Stock, par value \$.01 per share	WCC	New York Stock Exchange

Check the appropriate box below if the Form 8-K filing is intended to simultaneously satisfy the filing obligation of the registrant under any of the following provisions:

- Written communications pursuant to Rule 425 under the Securities Act (17 CFR 230.425)
 Soliciting material pursuant to Rule 14a-12 under the Exchange Act (17 CFR 240.14a-12)
 Pre-commencement communications pursuant to Rule 14d-2(b) under the Exchange Act (17 CFR 240.14d-2(b))
 Pre-commencement communications pursuant to Rule 13e-4(c) under the Exchange Act (17 CFR 240.13e-4(c))

Indicate by check mark whether the registrant is an emerging growth company as defined in Rule 405 of the Securities Act of 1933 (§230.405 of this chapter) or Rule 12b-2 of the Securities Exchange Act of 1934 (§240.12b-2 of this chapter).

Emerging growth company

If an emerging growth company, indicate by check mark if the registrant has elected not to use the extended transition period for complying with any new or revised financial accounting standards provided pursuant to Section 13(a) of the Exchange Act.

Item 7.01. Regulation FD Disclosure.

The information in this Item 7.01 is being furnished and shall not be deemed “filed” for the purpose of Section 18 of the Securities Exchange Act of 1934, as amended, or otherwise subject to the liabilities of that section. The information in this Item 7.01 shall not be incorporated by reference into any registration statement or other document pursuant to the Securities Act of 1933, as amended.

As previously announced on February 28, 2020, the Chairman, President, and Chief Executive Officer and Chief Financial Officer of WESCO International, Inc. (the “Company”) will hold a conference call on March 3, 2020 to provide an update on the merger with Anixter International. Also, on March 3, 2020, the Company will present at the Raymond James Institutional Investors Conference. The presentations will include written communication comprised of slides and will be accessible on the Company's website.

The slides from the presentations are attached hereto as Exhibit 99.1 to this report and are being furnished in accordance with Regulation FD of the Securities and Exchange Commission.

Item 9.01. Financial Statements and Exhibits.

(d) Exhibits.

The following is furnished as an exhibit to this report.

Exhibit 99.1 [Slide presentation for investors](#)

SIGNATURES

Pursuant to the requirements of the Securities Exchange Act of 1934, the registrant has duly caused this report to be signed on its behalf by the undersigned hereunto duly authorized.

WESCO International, Inc.

(Registrant)

March 3, 2020

(Date)

By: /s/ David S. Schulz

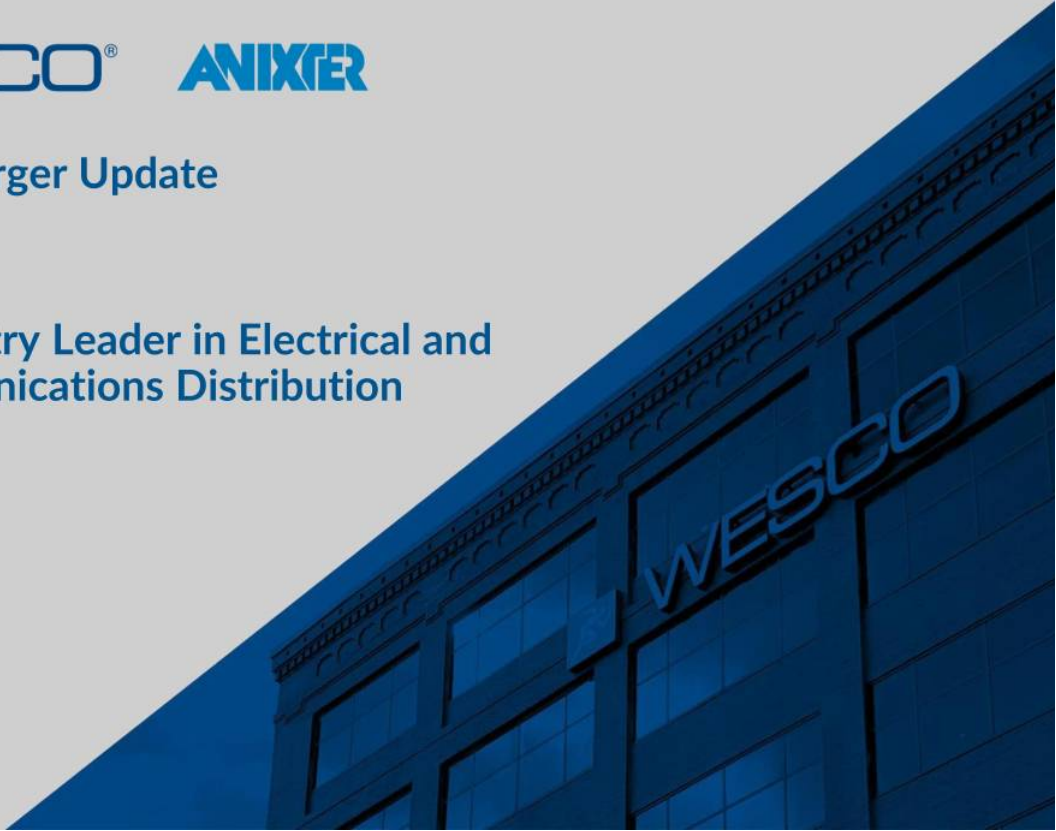
David S. Schulz

Senior Vice President and Chief Financial Officer



Merger Update

Creating an Industry Leader in Electrical and
Data Communications Distribution





Additional Information and Where to Find It

This communication does not constitute an offer to sell or the solicitation of an offer to buy any securities or a solicitation of any vote or approval, nor shall there be any sale of securities in any jurisdiction in which such offer, solicitation or sale would be unlawful prior to registration or qualification under the securities laws of any such jurisdiction. No offer of securities shall be made except by means of a prospectus meeting the requirements of Section 10 of the Securities Act of 1933, as amended, in connection with the proposed transaction. WESCO International, Inc. ("WESCO") has filed a registration statement on Form S-4 with the U.S. Securities and Exchange Commission ("SEC"), which includes a preliminary prospectus of WESCO and a preliminary proxy statement of Anixter International Inc. ("Anixter"), and each party will file other documents regarding the proposed transaction with the SEC. The registration statement has not yet become effective and the proxy statement/prospectus included therein is in preliminary form. INVESTORS AND SECURITY HOLDERS OF WESCO AND ANIXTER ARE URGED TO READ THE REGISTRATION STATEMENT, PROXY STATEMENT/PROSPECTUS AND OTHER RELEVANT DOCUMENTS FILED WITH THE SEC CAREFULLY AND IN THEIR ENTIRETY WHEN THEY BECOME AVAILABLE, BECAUSE THEY WILL CONTAIN IMPORTANT INFORMATION ABOUT WESCO, ANIXTER AND THE PROPOSED TRANSACTION. A definitive proxy statement/prospectus will be sent to Anixter's stockholders. Investors and security holders will be able to obtain free copies of the registration statement, proxy statement/prospectus and other documents filed with the SEC by WESCO or Anixter at the website maintained by the SEC at <http://www.sec.gov>. Copies of the documents filed with the SEC by WESCO will be available free of charge on WESCO's website at <http://wesco.investorroom.com/sec-filings> and copies of the documents filed with the SEC by Anixter will be available free of charge on Anixter's website at <http://investors.anixter.com/financials/sec-filings>.

Participants in the Solicitation

WESCO and Anixter and certain of their respective directors, certain of their respective executive officers and other members of management and employees may be considered participants in the solicitation of proxies from Anixter shareholders with respect to the potential transaction under the rules of the SEC. Information about the directors and executive officers of WESCO is set forth in its Annual Report on Form 10-K for the year ended December 31, 2019, which was filed with the SEC on February 24, 2020, and its proxy statement for its 2019 annual meeting of stockholders, which was filed with the SEC on April 15, 2019. Information about the directors and executive officers of Anixter is set forth in its Annual Report on Form 10-K for the year ended January 3, 2020, which was filed with the SEC on February 20, 2020, and its proxy statement for its 2019 annual meeting of stockholders, which was filed with the SEC on April 18, 2019. These documents can be obtained free of charge from the sources indicated above. Additional information regarding the interests of such participants in the solicitation of proxies in respect of the potential transaction will be included in the registration statement and proxy statement/prospectus and other relevant materials to be filed with the SEC when they become available.

Forward Looking Statements

All statements made herein that are not historical facts should be considered as "forward-looking statements" within the meaning of the Private Securities Litigation Reform Act of 1995. Such statements involve known and unknown risks, uncertainties and other factors that may cause actual results to differ materially. These statements include, but are not limited to, statements regarding the expected completion and timing of the proposed transaction, expected benefits and costs of the proposed transaction, and management plans relating to the proposed transaction, and statements that address each company's expected future business and financial performance and other statements identified by words such as "anticipate", "plan", "believe", "estimate", "intend", "expect", "project", "will" and similar words, phrases or expressions. These forward-looking statements are based on current expectations and beliefs of the management of WESCO and Anixter (as the case may be), as well as assumptions made by, and information currently available to, such management, current market trends and market conditions and involve risks and uncertainties, many of which are outside of each company's and each company's management's control and which may cause actual results to differ materially from those contained in forward-looking statements. Accordingly, you should not place undue reliance on such statements. Those risks, uncertainties and assumptions include the timing, receipt and conditions of any required governmental and regulatory approvals of the proposed transaction that could reduce anticipated benefits or cause the parties to abandon the proposed transaction, the occurrence of any event, change or other circumstances that could give rise to the termination of the merger agreement, the possibility that stockholders of Anixter may not adopt the merger agreement, the risk that the parties may not be able to satisfy the conditions to the proposed transaction in a timely manner or at all, risks related to disruption of management time from ongoing business operations due to the proposed transaction, the risk that any announcements relating to the proposed transaction could have adverse effects on the price of WESCO's common stock or Anixter's common stock, the risk of any unexpected costs or expenses resulting from the proposed transaction, the risk of any litigation relating to the proposed transaction, the risk that the proposed transaction announcement could have an adverse effect on the ability of WESCO or Anixter to retain customers and retain and hire key personnel and maintain relationships with their suppliers, customers and other business relationships and on their operations and businesses generally, the risk the pending proposed transaction could distract management of both entities and they will incur substantial costs, the risk that problems may arise in successfully integrating the businesses of the companies, may result in the combined company not operating as effectively and efficiently as expected, the risk that the combined company may be unable to achieve synergies or other anticipated benefits of the proposed transaction or it may take longer than expected to achieve those synergies or benefits and other important factors that could cause actual results to differ materially from those projected. All such factors are difficult to predict and are beyond WESCO's control. Additional factors that could cause results to differ materially from those described above can be found in WESCO's most recent Annual Report on Form 10-K, as it may be updated from time to time by quarterly reports on Form 10-Q and current reports on Form 8-K all of which are available on WESCO's website at <http://wesco.investorroom.com/sec-filings> and on the SEC's website at <http://www.sec.gov>, and in Anixter's most recent Annual Report on Form 10-K, as it may be updated from time to time by quarterly reports on Form 10-Q and current reports on Form 8-K all of which are available on Anixter's website at <http://investors.anixter.com/financials/sec-filings> and on the SEC's website at <http://www.sec.gov>. Forward-looking statements speak only as of the date of this communication. Neither WESCO nor Anixter undertake any intent or obligation to publicly update or revise any of the estimates and other forward-looking statements made in this announcement, whether as a result of new information, future events or otherwise, except as required by law.

Non-GAAP Measures

This presentation includes certain non-GAAP financial measures. These financial measures include financial leverage, adjusted earnings before interest, taxes, depreciation and amortization (EBITDA), and free cash flow. The Company believes that these non-GAAP measures are useful to investors as they provide a better understanding of the use of debt and liquidity on a comparable basis. Management does not use these non-GAAP financial measures for any purpose other than the reasons stated above.





Today's Presenters



John Engel
President, Chairman and CEO
WESCO International



Dave Schulz
Senior Vice President and CFO
WESCO International



Transformational Combination Creates an Industry Leader in Electrical and Data Communications Distribution



Differentiated Scale and Capabilities in Highly Fragmented Industry

- ✓ ~\$17.2 billion of pro forma net sales
- ✓ ~\$1.1 billion pro forma Adjusted EBITDA, including announced cost synergies



Complementary Products, Industries, and Geographies Drive Accelerated Growth

- ✓ Accelerates sales growth by more than 100 bps
- ✓ Significant cross-selling and international expansion opportunities



Significant Cost Synergies Identified with Meaningful Upside

- ✓ Detailed execution plan to deliver \$200+ million of cost synergies
- ✓ Leading global consulting firm serving as integration advisor



Accelerates EPS Growth, Expands Margins and Drives Substantial Earnings Accretion

- ✓ Doubles standalone EPS growth rate
- ✓ Expands Adjusted EBITDA margin 100+ bps and delivers 40 - 50% EPS accretion ¹



Substantial Free Cash Flow and Rapid Deleveraging

- ✓ Generates annual pro forma free cash flow of ~\$600 million ^{1,2}
- ✓ Leverage reduced to 2.0 - 3.5x over 24 months



Substantial value creation opportunity for WESCO shareholders

1. Financial metrics reflect expected impact in year three.
2. Includes estimated year three cost synergies.

A Leader in Electrical and Data Communications Distribution



A leader in electrical distribution



A leader in data communications, security, and wire & cable distribution

\$17.2 billion Pro Forma 2019 Net Sales	\$1,084 million ¹ Pro Forma 2019 Adjusted EBITDA	~50 Countries	~18,900 Employees
--	--	-------------------------	-----------------------------

Cross Selling to
Expanded
Customer Base

Premier
Supply Chain
Services

Digital
Technologies and
Innovation to
Drive Value

Operational
Excellence and
Logistics
Optimization

Back Office
Scale and
Efficiencies

Combination expected to generate significant cost synergies of \$200+ million and accelerate growth

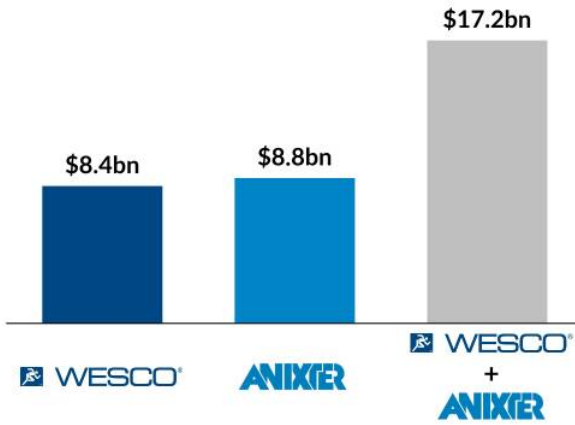
1. Includes impact of estimated year three synergies of \$200 million.



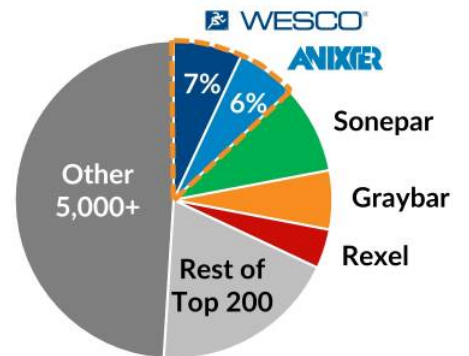


Differentiated Scale and Capabilities in Highly Fragmented Industry

2019 Net Sales



North American Share ¹



Combination increases scale and capabilities



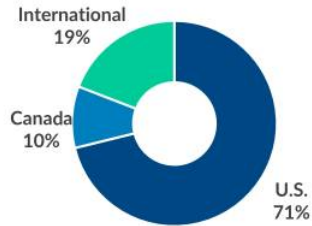
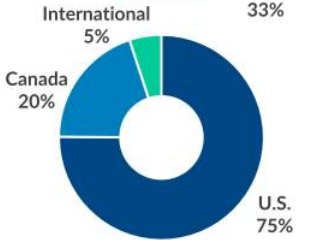
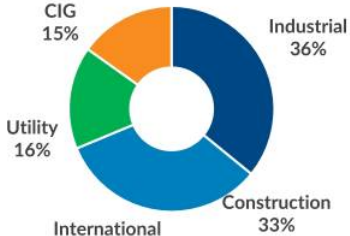
1. Source: Electrical Wholesaling Top 200 Electrical Distributors, 2019

Complementary Products, Industries and Geographies Drive Accelerated Growth



Industries

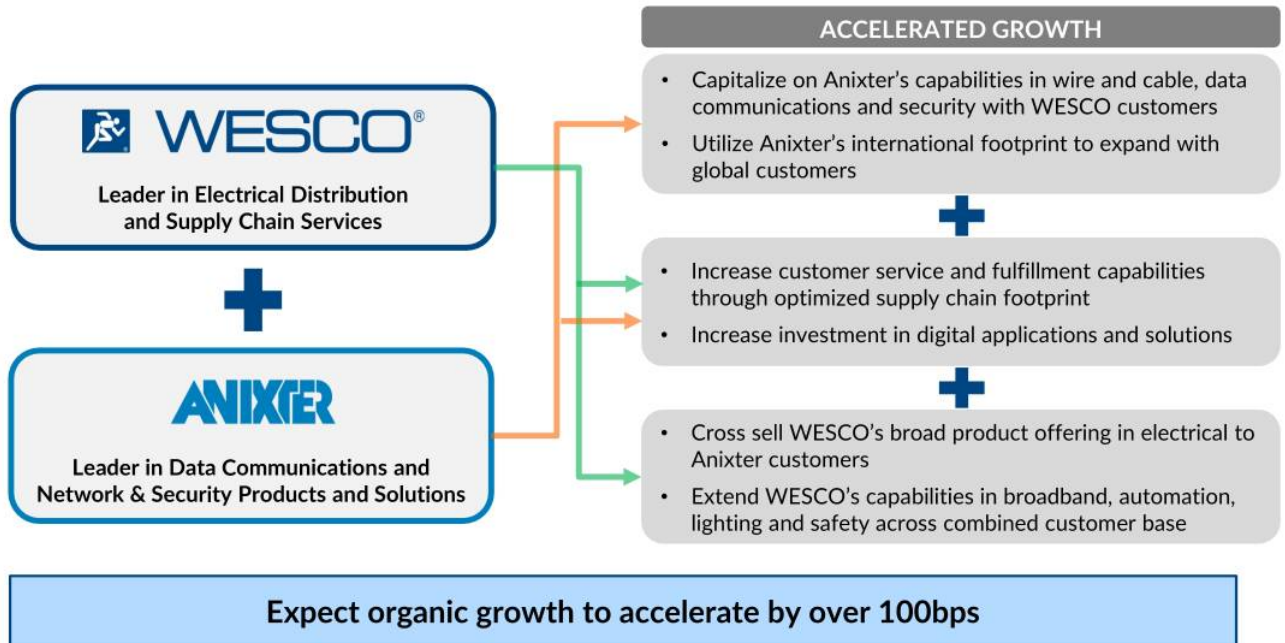
Geographies



Significant revenue synergy opportunities above \$200mm+ cost synergies



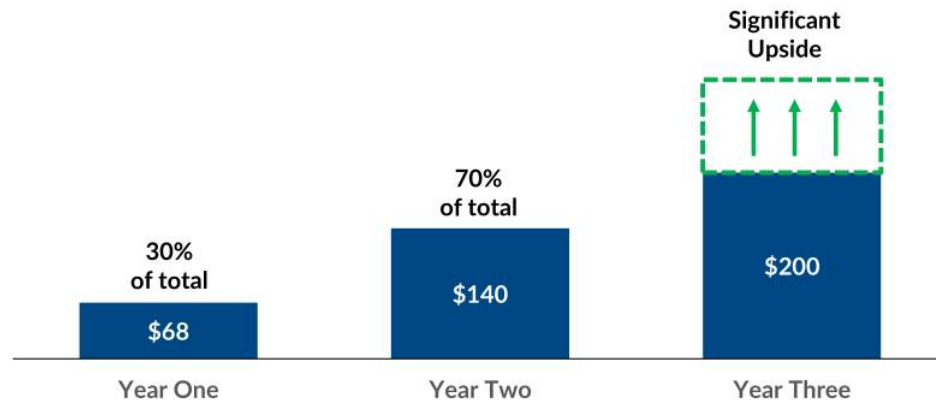
Complementary Portfolios, Enhanced Capabilities and Strategic Investments Drive Accelerated Growth





Significant Cost Synergies Identified with Meaningful Upside

Cost Synergy Outlook (\$mm)



Estimated one-time operating costs of ~\$140 million over the first three years to capture synergies

\$200+ Million cost synergies identified with significant upside



Detailed Execution Plan to Deliver \$200+ Million of Announced Cost Synergies

- ✓ Rationalization of branch locations (lease, insurance, local IT and infrastructure, etc.)
- ✓ ~2/3 of WESCO and Anixter facilities in the U.S. are within 20 miles of each other



- ✓ Reductions in operating expenses, including benefits from duplicative management functions

- ✓ Benefits from coordinated supply chain including line card reviews and harmonizing rebate programs
- ✓ Optimized logistics and transportation operations

- ✓ Redundant public-company costs (board, listing and agency fees, etc.)
- ✓ Professional services (auditing, insurance, etc.)

Highly confident in ability to deliver cost synergies





Process-Oriented Approach to Drive Integration Execution

OBJECTIVES:

Flawless
Day 1 / Day
100 Execution

Deliver Value
Capture

Build World
Class New
Company

- Ensure uninterrupted operations and protect the base business
- Detailed plans for key business processes for Day 1, including integration architecture, tracking and governance
- Communication and onboarding for combined teams

- Combined company spend and growth synergy targets by function, geography, and business
- Prioritize and deliver synergy in functions that drive majority of value capture
- Optimize working capital

- Implement operating model and design organization structure
- Talent selection and retention plans
- Build change management into integration
- Deploy cutting edge digital business capabilities

INTEGRATION
GOVERNANCE:

Partnering with a leading global consulting firm to support integration management and execution

VALUE DELIVERY
WORKSTREAMS:

COMMERCIAL

DIGITAL / IT

SUPPLY
CHAIN

OPERATIONS

MARKETING /
BRANDING

CORPORATE
FUNCTIONS

Resources and detailed roadmap support synergy realization





Significant Upside Beyond \$200+ Million of Announced Cost Synergies

Operational Excellence

- ✓ Additional supply chain efficiencies
- ✓ Further network optimization
- ✓ LEAN initiatives across combined platform

Growth Opportunities

- ✓ Complementary product lines
- ✓ Cross-selling with customers in all geographies
- ✓ Continued investment in digital applications

Additional synergies to be identified during integration process



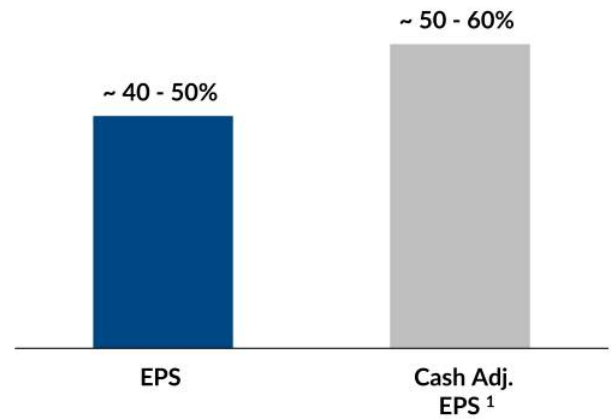


Accelerates EPS Growth, Expands Margin and Drives Substantial Earnings Accretion

Financial Impact

- ✓ Including the impact of announced cost synergies, Adjusted EBITDA margin increases by over 100 bps
- ✓ Delivers 40% to 50% EPS accretion in year three
 - Includes \$200 million of year three cost synergies
 - Incorporates the impact of a \$400 - \$500 million offering of equity and / or equity-content securities issued to the market²

Expected Year Three EPS Accretion



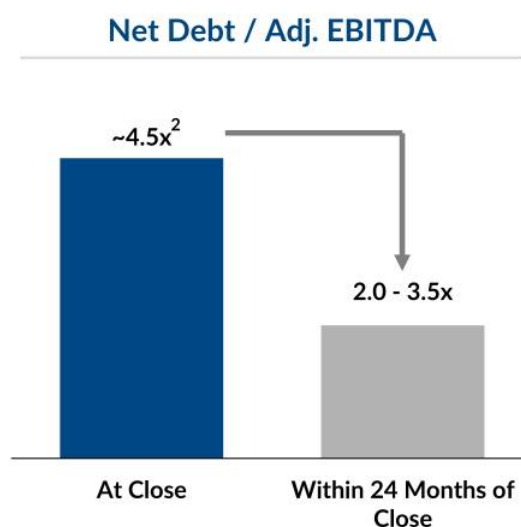
Doubles standalone EPS growth rate



1. Cash adjusted EPS adds back annual tax-effected amortization of intangibles of ~\$78 million, financing fees and stock-based compensation.
2. Pro forma financial statements included in the Registration Statement on Form S-4 to be updated to reflect an equity issuance in the range of \$400M to \$500M prior to effectiveness.

Substantial Free Cash Flow and Rapid Deleveraging

- ✓ Anticipated deleveraging to be driven through a combination of:
 - + Strong free cash flow ¹ generation
 - + Cost savings realization
 - + Earnings growth
 - Additional capital expenditures to drive synergies
- ✓ Strong liquidity of at least \$800 million at closing
- ✓ Strength of combined company's cash flows and significant synergies reduces leverage to within long-term range of 2.0 - 3.5x within 24 months of close



Generates annual pro forma free cash flow ¹ of ~\$600 million ³ by year three

1. Free cash flow defined as cash flow from operating activities less capital expenditures.
2. Includes \$68 million of expected year one synergies.
3. Includes estimated year three cost synergies.





Transaction Update and Critical Actions to Closing

- ✓ Regulatory approval process
 - Initial filings made in all required jurisdictions
 - Hart-Scott-Rodino waiting period expired on February 26
- ✓ Anixter Stockholder Meeting scheduled for April 9
- ✓ Required SEC filings underway



We remain on track to close in Q2 or Q3 of 2020

Transformational Combination Creates an Industry Leader in Electrical and Data Communications Distribution



Differentiated Scale and Capabilities in Highly Fragmented Industry

- ✓ ~\$17.2 billion of pro forma net sales
- ✓ ~\$1.1 billion pro forma Adjusted EBITDA, including announced cost synergies



Complementary Products, Industries, and Geographies Drive Accelerated Growth

- ✓ Accelerates sales growth by more than 100 bps
- ✓ Significant cross-selling and international expansion opportunities



Significant Cost Synergies Identified with Meaningful Upside

- ✓ Detailed execution plan to deliver \$200+ million of cost synergies
- ✓ Leading global consulting firm serving as integration advisor



Accelerates EPS Growth, Expands Margins and Drives Substantial Earnings Accretion

- ✓ Doubles standalone EPS growth rate
- ✓ Expands Adjusted EBITDA margin 100+ bps and delivers 40 - 50% EF accretion ¹



Substantial Free Cash Flow and Rapid Deleveraging

- ✓ Generates annual pro forma free cash flow of ~\$600 million ^{1,2}
- ✓ Leverage reduced to 2.0 - 3.5x over 24 months



Substantial value creation opportunity for WESCO shareholders

1. Financial metrics reflect expected impact in year three.
2. Includes estimated year three cost synergies.



WESCO
INTERNATIONAL



APPENDIX

Adjusted EBITDA

	Fiscal Year 2019		
	WESCO	Anixter	Combined Pro Forma
(In millions)			
Net income	\$ 222.1	\$ 262.9	\$ 485.0
Income taxes	59.9	30.5	90.4
Interest expense	64.2	77.1	141.3
Depreciation and amortization	62.1	72.2	134.3
EBITDA	\$ 408.3	\$ 442.7	\$ 851.0
Merger costs	3.1	12.8	15.9
Stock-based compensation	-	20.0	20.0
Foreign exchange and other	-	(3.0)	(3.0)
Acquisition and integration costs	-	(0.3)	(0.3)
Adjusted EBITDA	\$ 411.4	\$ 472.2	\$ 883.6

Note: The table above is presented in a manner that is consistent with the respective reports filed with the SEC by WESCO and Anixter.

